



English Version

Shibboleth – Deutschlandsemesterticket

To receive the Deutschlandsemesterticket the customer must be registered in the NETNERA-Tickets app. If an account exists, students must verify themselves. The main component for successful verification is the registration data provided by the university. Without the login details, which consist of a university e-mail address and a password, verification via the NETINERA-Tickets app is not possible. After successful verification, the Deutschlandsemesterticket is displayed under "Tickets" in the NETINERA-Tickets app and can then be purchased. The following steps explain verification including ticket purchase using the verification procedure of University of Applied Sciences Trier – Birkenfeld

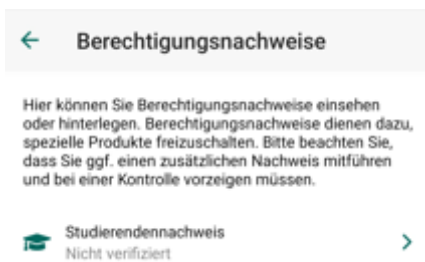
1) Open App – Log In – Go to settings 



2) Settings  – Proof of enrolment



3) Click on "proof of enrolment" and select your university



4) The application is forwarded to the university, after status "Student:in" must be confirmed. Forwarding to registration:

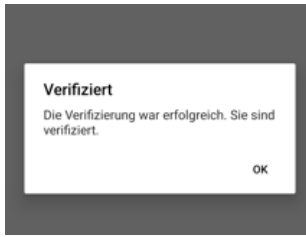
4.1) Enter your Student-E-Mail-Adress & password

Verwenden Sie den Anmeldenamen Ihrer
Hochschulkennung
ohne @hochschule-trier.de, @fh-trier.de
oder @umwelt-campus.de!

4.2) Login & confirm registration request

5)


Successfully verified



The proof is now stored



6) Ticket purchase - The Deutschlandsemesterticket is now activated under "Tickets" and the usual purchase process begins.



Deutschland-Ticket (Student:in) [Alle anzeigen >](#)



Deutschland-Ticket (Vorverkauf) [Alle anzeigen >](#)

